

Transformer terminal block - TRK 2,5 OG - 2701116


Please be informed that the data shown in this PDF Document is generated from our Online Catalog. Please find the complete data in the user's documentation. Our General Terms of Use for Downloads are valid (<http://phoenixcontact.com/download>)



Transformer terminal block, connection method: Screw connection, length: 28.5 mm, width: 20 mm, height: 19 mm, color: orange, mounting type: DIN rail, Coil snap-in device



Key Commercial Data

Packing unit	1 pc
Minimum order quantity	50 pc
GTIN	 4 017918 060442
GTIN	4017918060442
Weight per Piece (excluding packing)	8.480 g
Custom tariff number	85369010
Country of origin	Greece

Technical data

General

Note	For transformers on ships, saltwater-proof DIN rails must be used according to the regulations of Germanic Lloyd. This requirement is fulfilled by all rail designs.
	When selecting the type of connection on safety transformers in acc. with IEC 742/EN 60742/DIN VDE 0551-1, please observe: - When safety transformers are used as self-contained devices, only screw connections are permitted for the external connections. - When installing safety transformers, the specifications of the respective devices must be observed.
Number of connections	4
Color	orange
Insulating material	PA

Transformer terminal block - TRK 2,5 OG - 2701116

Technical data

General

Flammability rating according to UL 94	V2
Rated surge voltage	8 kV
Rated insulation voltage	800 V
Degree of pollution	3
Overvoltage category	III
Connection in acc. with standard	IEC / EN
Nominal current I_N	10 A
Nominal voltage U_N	voltage data only possible in conjunction with transformer
Number of positions	2

Dimensions

Width	20 mm
Length	28.5 mm
Height	19 mm

Connection data

Conductor cross section solid min.	0.75 mm ²
Conductor cross section solid max.	2.5 mm ²
Conductor cross section flexible min.	1 mm ²
Conductor cross section flexible max.	2.5 mm ²
Conductor cross section AWG min.	18
Conductor cross section AWG max.	14
Conductor cross section flexible, with ferrule without plastic sleeve min.	0.75 mm ²
Conductor cross section flexible, with ferrule without plastic sleeve max.	2.5 mm ²
Conductor cross section flexible, with ferrule with plastic sleeve min.	0.75 mm ²
Conductor cross section flexible, with ferrule with plastic sleeve max.	2.5 mm ²
2 conductors with same cross section, solid min.	0.75 mm ²
2 conductors with same cross section, solid max.	2.5 mm ²
2 conductors with same cross section, stranded min.	1 mm ²
2 conductors with same cross section, stranded max.	2.5 mm ²
2 conductors with same cross section, stranded, ferrules without plastic sleeve, min.	0.75 mm ²
2 conductors with same cross section, stranded, ferrules without plastic sleeve, max.	2.5 mm ²
2 conductors with same cross section, stranded, TWIN ferrules with plastic sleeve, min.	0.5 mm ²
2 conductors with same cross section, stranded, TWIN ferrules with plastic sleeve, max.	1 mm ²
Connection method	Screw connection
Stripping length	11 mm

Transformer terminal block - TRK 2,5 OG - 2701116

Technical data

Connection data

Internal cylindrical gage	A2
Screw thread	M3,5
Tightening torque, min	1 Nm
Tightening torque max	1.2 Nm

Standards and Regulations

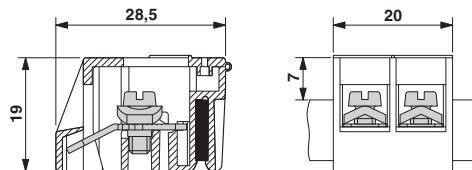
Connection in acc. with standard	CSA
	IEC / EN
Flammability rating according to UL 94	V2

Environmental Product Compliance

China RoHS	Environmentally friendly use period: unlimited = EFUP-e
	No hazardous substances above threshold values

Drawings

Dimensional drawing



Classifications

eCl@ss

eCl@ss 4.0	27141110
eCl@ss 4.1	27141110
eCl@ss 5.0	27141134
eCl@ss 5.1	27141100
eCl@ss 6.0	27141100
eCl@ss 7.0	27141110
eCl@ss 8.0	27141110
eCl@ss 9.0	27141110

ETIM

ETIM 2.0	EC001283
ETIM 3.0	EC001283
ETIM 4.0	EC001283

Transformer terminal block - TRK 2,5 OG - 2701116

Classifications

ETIM

ETIM 5.0	EC000398
ETIM 6.0	EC000398

UNSPSC

UNSPSC 6.01	30211811
UNSPSC 7.0901	39121410
UNSPSC 11	39121410
UNSPSC 12.01	39121410
UNSPSC 13.2	39121410

Approvals

Approvals


Approvals

IMQ / CSA / UL Recognized / cUL Recognized / EAC / cULus Recognized

Ex Approvals


Approval details


IMQ	http://www.imq.it/en/banca_dati/prodotti.html	CA02.01299
Nominal voltage UN	750 V	
mm ² /AWG/kcmil	2.5	


CSA		http://www.csagroup.org/services-industries/product-listing/	13631
	D	B	C
Nominal voltage UN	600 V	300 V	300 V
Nominal current IN	5 A	15 A	15 A
mm ² /AWG/kcmil	18-14	18-14	18-14


Transformer terminal block - TRK 2,5 OG - 2701116

Approvals

UL Recognized		http://database.ul.com/cgi-bin/XYV/template/LISEXT/1FRAME/index.htm	FILE E 60425
	B	C	
Nominal voltage UN	600 V	600 V	
Nominal current IN	20 A	20 A	
mm ² /AWG/kcmil	22-12	22-12	

cUL Recognized		http://database.ul.com/cgi-bin/XYV/template/LISEXT/1FRAME/index.htm	FILE E 60425
	B	C	
Nominal voltage UN	600 V	600 V	
Nominal current IN	20 A	20 A	
mm ² /AWG/kcmil	22-12	22-12	

EAC		B.01742
-----	---	---------

cULus Recognized	
------------------	---